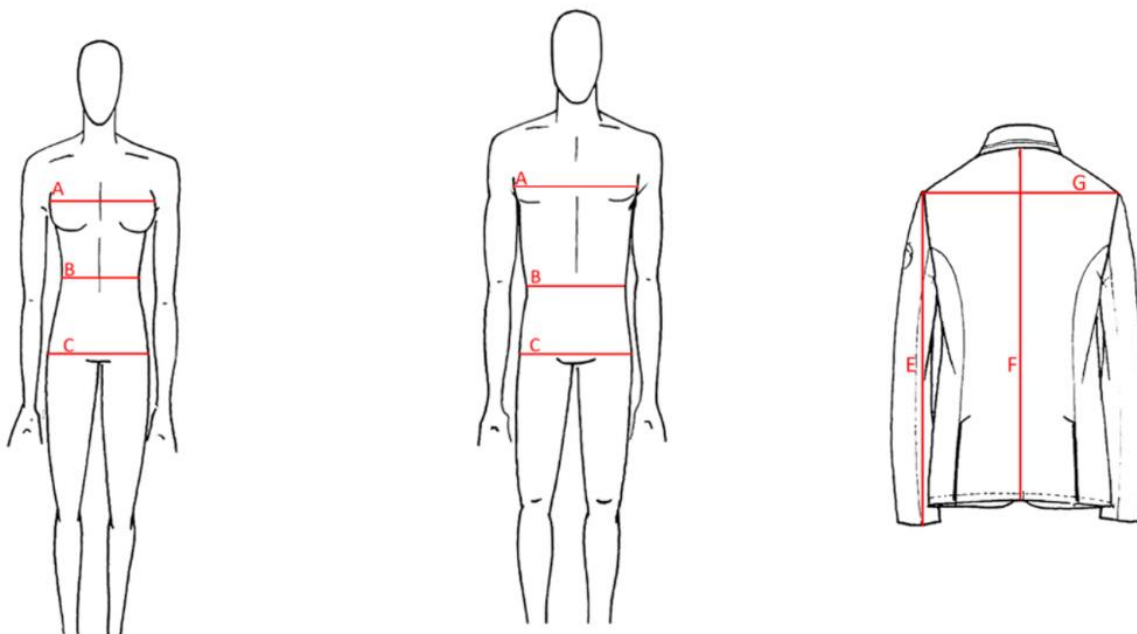




BODY MEASUREMENT STANDARD



WHAT'S IMPORTANT TO KNOW: THE MEASUREMENT SHOULD BE TAKEN DIRECTLY ON THE BODY

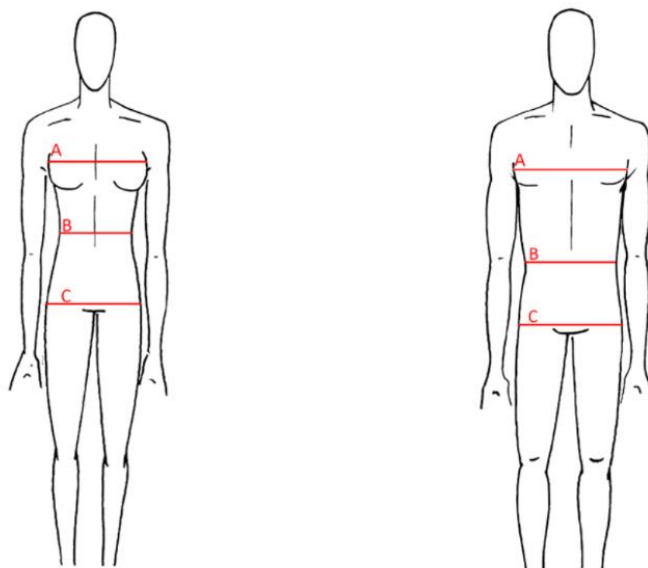
- **BUST WIDTH** SHOULD BE MEASURED WHERE THE BUST IS THE LARGEST
- **WAIST WIDTH** SHOULD BE MEASURED WHERE THE WAIST IS THE SMALLEST
- **HIP WIDTH** SHOULD BE MEASURED WHERE THE HIP IS THE WIDEST

SIZE CONVERSION CHART

IT	36	38	40	42	44	46	48
FR	32	34	36	38	40	42	44
DE	32	34	36	38	40	42	44
EN	4	6	8	10	12	14	16
INT	XXS	XS	S	M	L	XL	XXL



SIZE GUIDE BREECHES



WOMEN'S BREECHES

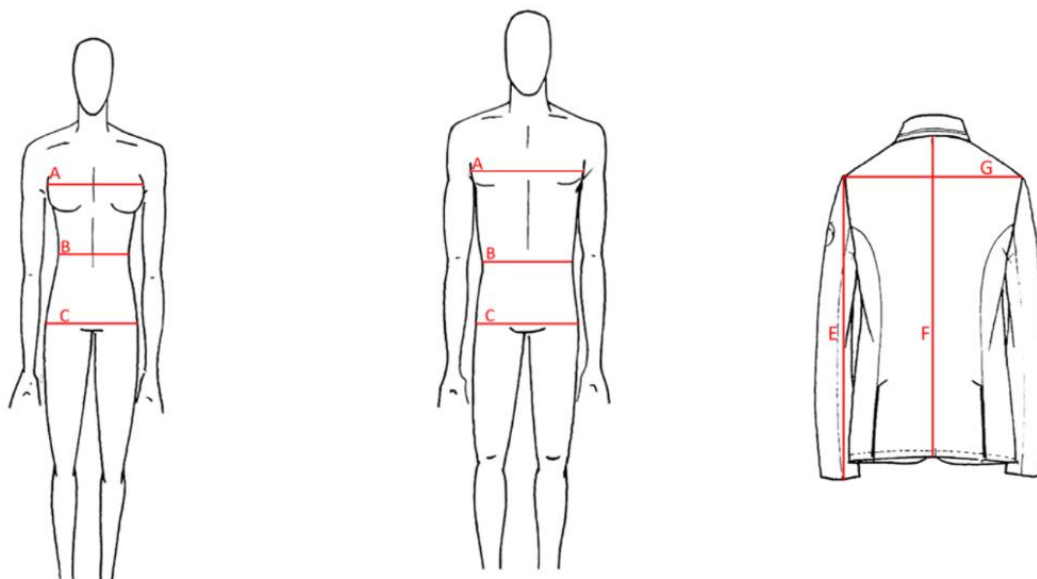
IT	36	38	40	42	44	46	48
INT	XXS	XS	S	M	L	XL	XXL
WAIST (B)	56-59	60-63	64-67	68-71	72-75	76-79	80-83
HIP (C)	80-83	84-87	88-91	92-95	96-99	100-103	104-107

MEN'S BREECHES

IT	44	46	48	50	52	54	56
INT	XS	S	M	L	XL	XXL	XXXL
WAIST (B)	75-78	79-82	83-86	87-90	91-94	95-98	99-102
HIP (C)	89-92	93-96	97-100	101-104	105-108	109-112	113-116



SIZE GUIDE COMPETITION JACKET



WOMEN'S COMPETITION JACKET

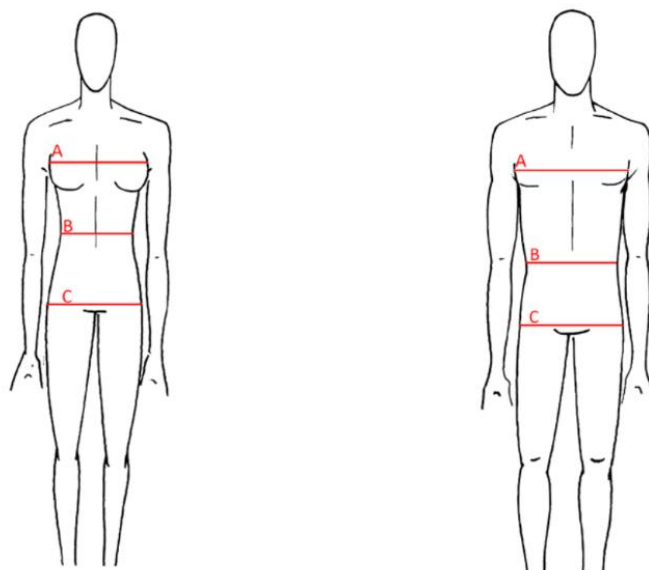
JACKET MEASUREMENT							
IT	36	38	40	42	44	46	48
INT	XXS	XS	S	M	L	XL	XXL
SHOULDERS (G)	34,5-35,5	36-37	37,5-38,5	39-40	40,5-41,5	42-43	43,5-44,5
SLEEVES LENGTH (E)	61,5-62,5	62,5-63,5	63-64	64-65	64,5-65,5	66-67	67-68
LENGTH CENTER BEHIND (F)	60-61	61-62	62-63	63-64	64-65	65-66	66-67
BODY MEASUREMENT							
CHEST (A)	76-79	80-83	84-87	88-91	92-95	96-99	100-103
WAIST (B)	56-59	60-63	64-67	68-71	72-75	76-79	80-83
HIP (C)	80-83	84-87	88-91	92-95	96-99	100-103	104-107

MEN'S COMPETITION JACKET

JACKET MEASUREMENT							
IT	44	46	48	50	52	54	56
INT	XS	S	M	L	XL	XXL	XXXL
SHOULDERS (G)	40,5-41,5	42-43	43,5-44,5	45-46	46,5-47,5	48,48,5	49-50
SLEEVES LENGTH (E)	63-64	64-65	65-66	66-67	67-68	68-69	68,5-69,5
LENGTH CENTER BEHIND (F)	66,5-67,5	68-69	69,5-70,5	71-72	72,5-73,5	74-75	75,5-76,5
BODY MEASUREMENT							
CHEST (A)	88-91	92-95	96-99	100-103	104-107	108-111	112-115
WAIST (B)	75-78	79-82	83-86	87-90	91-94	95-98	99-103
HIP (C)	89-92	93-96	97-100	101-104	105-108	109-112	113-116



SIZE GUIDE SHIRT, TOP, JACKET, JUMPER



WOMEN'S SIZE GUIDE

IT	36	38	40	42	44	46	48
INT	XXS	XS	S	M	L	XL	XXL
CHEST (A)	76-79	80-83	84-87	88-91	92-95	96-99	100-103
WAIST (B)	56-59	60-63	64-67	68-71	72-75	76-79	80-83
HIP (C)	80-83	84-87	88-91	92-95	96-99	100-103	104-107

MEN'S SIZE GUIDE

IT	44	46	48	50	52	54	56
INT	XS	S	M	L	XL	XXL	XXXL
CHEST (A)	88-91	92-95	96-99	100-103	104-107	108-111	112-115
WAIST (B)	75-78	79-82	83-86	87-90	91-94	95-98	99-103
HIP (C)	89-92	93-96	97-100	101-104	105-108	109-112	113-116